



Monthly General Web Site Statistics



May, 2005



Top 5 New Users

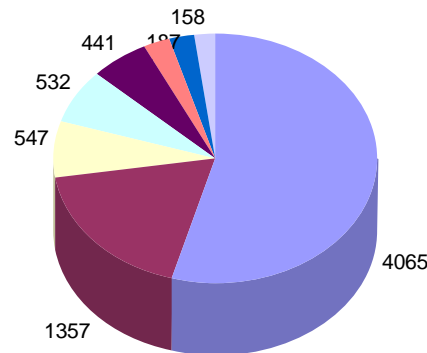
IP Address	Reverse DNS	Country	Visits	Duration (d - hh:mm:ss)
80.166.142.48	0x50a68e30.aaanxx2.adsl-dhcp.tele.dk	Denmark	2	00:00:01
149.159.23.77	149-159-23-77.dhcp-bl.indiana.edu	United States	2	00:00:00
213.84.1.197	ixiolabs.xs4all.nl	Netherlands	2	00:00:00
69.251.65.199		United States	2	00:00:00
71.3.178.108	fl-71-3-178-108.dyn.sprint-hsd.net	United States	2	00:00:00

Top 5 Users Who Came Back

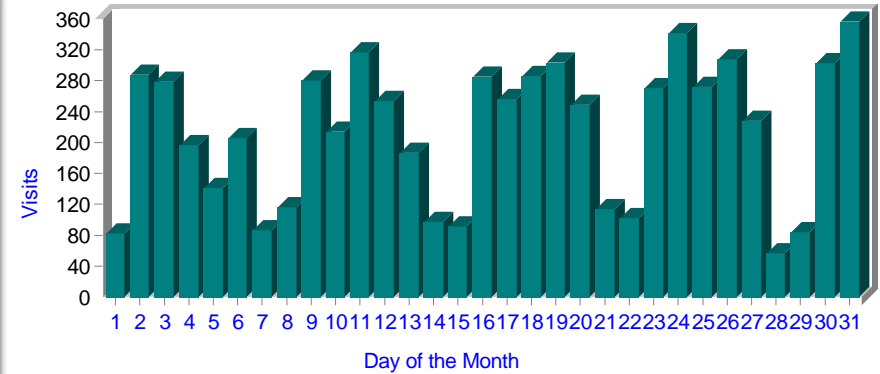
IP Address	Reverse DNS	Country	Visits	Duration (d - hh:mm:ss)
207.46.98.82	Microsoft Corp	United States	99	1 day(s) 05:31:38
134.214.168.145	e307.rese.insa-lyon.fr	Europe	11	00:36:44
192.130.79.209		Finland	10	00:27:06
200.142.97.50	mx.future.com.br	Brazil	10	00:24:36
81.229.122.26	81-229-122-26-no28.tbcn.telia.com	Sweden	10	00:16:48

Top 10 Most Visited Pages

Web Site Section	Visits
Home Page	4,065
Products	1,357
Company	547
Download area	532
Documents	441
Last News	194
Partners information	187
Support area	158



Daily Visits



General Traffic Information

Number of New Users:	58
Number of Distinct Pages:	8
Number of Distinct Users:	3,477
Number of Visits:	6,090
Number of Pages:	8,397
Total Visit Duration (d - hh:mm:ss):	8 day(s) 17:28:01
Average Visit Duration (d - hh:mm:ss):	00:02:04

Spider Visit Information

Number of Spiders and their Visits:	8 Spider(s) visited 556 time(s)
Most Frequent Spider:	The slurp spider has visited 296 time(s)

General Web Statistics

Main External Referrer:	pagead2.google syndication.com
Most Used Search Engine:	www.google.com
Most Used Keyword:	sarbanes oxley
Most Frequent Country Visiting:	United States
Most Used Operating System:	Windows XP
Most Used Browser:	Internet Explorer 6.0

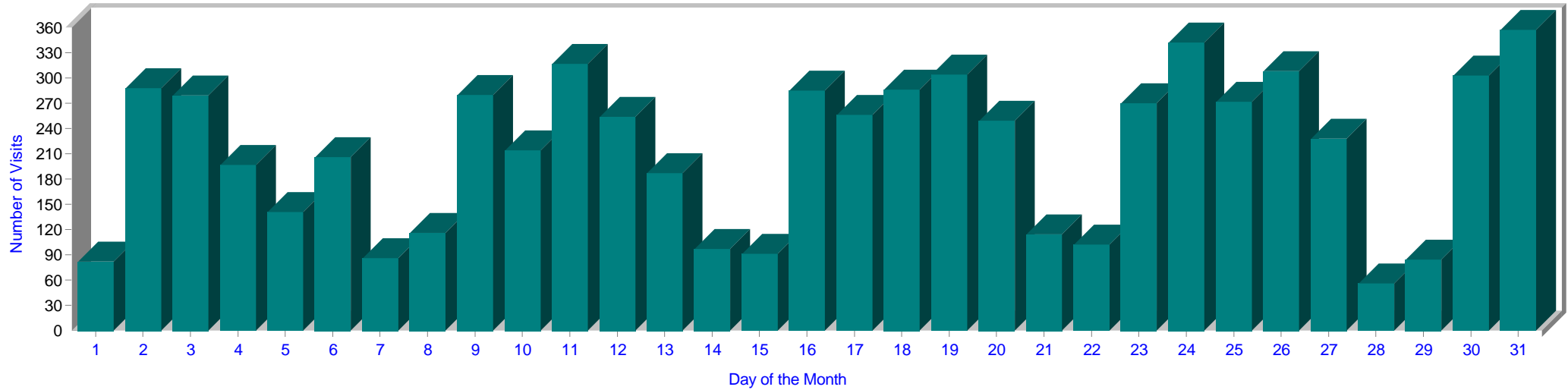


Hits by Day of the Month - Graph

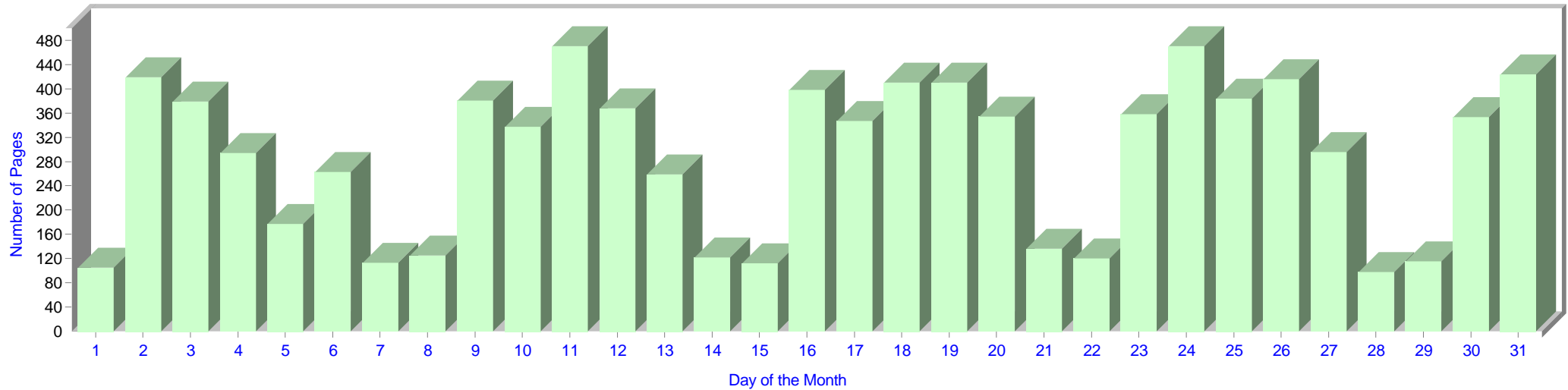
May, 2005



Visits



Pages






Hits by Day of the Month - Data

May, 2005



Day of the Month 	Number of Visits	Visits %	Number of Pages Visited	Pages %	Size (KB)	Visit Duration (d - hh:mm:ss)
Sunday, May 1	82	1.23%	105	1.16%	5,828	02:56:07
Monday, May 2	288	4.33%	419	4.65%	15,014	10:32:46
Tuesday, May 3	279	4.19%	379	4.21%	15,275	11:02:34
Wednesday, May 4	197	2.96%	294	3.26%	17,940	12:26:33
Thursday, May 5	141	2.12%	177	1.96%	5,519	02:05:32
Friday, May 6	206	3.10%	263	2.92%	7,457	02:51:27
Saturday, May 7	86	1.29%	113	1.25%	6,999	01:05:20
Sunday, May 8	116	1.74%	125	1.39%	1,443	01:09:54
Monday, May 9	280	4.21%	381	4.23%	11,744	07:37:12
Tuesday, May 10	214	3.22%	337	3.74%	14,492	05:37:51
Wednesday, May 11	317	4.77%	470	5.21%	19,126	13:33:26
Thursday, May 12	254	3.82%	368	4.08%	15,514	12:08:16
Friday, May 13	187	2.81%	259	2.87%	6,018	05:19:39
Saturday, May 14	97	1.46%	122	1.35%	4,202	01:35:27
Sunday, May 15	91	1.37%	112	1.24%	2,453	02:30:13
Monday, May 16	285	4.29%	398	4.42%	20,608	07:56:46
Tuesday, May 17	256	3.85%	347	3.85%	10,780	05:38:06
Wednesday, May 18	286	4.30%	410	4.55%	14,241	09:03:43
Thursday, May 19	304	4.57%	410	4.55%	14,602	05:37:12
Friday, May 20	249	3.74%	354	3.93%	17,996	07:03:32
Saturday, May 21	114	1.71%	136	1.51%	2,620	02:20:56
Sunday, May 22	102	1.53%	120	1.33%	2,117	02:34:22
Monday, May 23	270	4.06%	358	3.97%	12,086	06:57:56
Tuesday, May 24	342	5.14%	470	5.21%	38,462	11:38:43
Wednesday, May 25	272	4.09%	384	4.26%	21,770	10:33:15
Thursday, May 26	308	4.63%	416	4.62%	3,293	20:07:07
Friday, May 27	228	3.43%	296	3.28%	3,960	11:27:02
Saturday, May 28	56	0.84%	98	1.09%	1,472	06:20:15
Sunday, May 29	84	1.26%	115	1.28%	1,476	04:37:32
Monday, May 30	303	4.56%	353	3.92%	5,724	15:00:24
Tuesday, May 31	357	5.37%	424	4.70%	2,698	09:26:40
Total for May 2005	6,651	100.00%	9,013	100.00%	322,930	9 day(s) 12:55:48



Top 25 New Users

May, 2005



IP Address	Reverse DNS	Country	Visits	Pages	Visit Duration (d - hh:mm:ss)
80.166.142.48	0x50a68e30.aaanxx2.adsl-dhcp.tele.dk	Denmark	2	2	00:00:01
149.159.23.77	149-159-23-77.dhcp-bl.indiana.edu	United States	2	2	00:00:00
213.84.1.197	ixiolabs.xs4all.nl	Netherlands	2	2	00:00:00
69.251.65.199		United States	2	2	00:00:00
71.3.178.108	fl-71-3-178-108.dyn.sprint-hsd.net	United States	2	2	00:00:00
213.192.80.82	mtower.mlyniec.gda.pl	Poland	1	1	00:08:58
82.66.8.92	bdn33-1-82-66-8-92.fbx.proxad.net	France	1	1	00:06:50
212.241.66.58	cm66-58.liwest.at	Austria	1	6	00:03:56
82.233.239.106	vol75-8-82-233-239-106.fbx.proxad.net	France	1	5	00:01:22
12.72.155.19		United States	1	3	00:00:49
83.196.153.56	ANancy-153-1-26-56.w83-196.abo.wanadoo.fr	France	1	3	00:00:29
71.114.72.62	pool-71-114-72-62.washdc.dsl-w.verizon.net	United States	1	4	00:00:28
62.108.2.16	k2016.upc-k.chello.nl	Netherlands	1	1	00:00:21
83.78.80.151	151.80.78.83.cust.bluewin.ch	Switzerland	1	3	00:00:11
81.56.214.134	lms-vlq-18f-81-56-214-134.adsl.proxad.net	France	1	2	00:00:09
82.227.184.79	facultes-2-82-227-184-79.fbx.proxad.net	France	1	2	00:00:08
82.236.76.15	plb95-2-82-236-76-15.fbx.proxad.net	France	1	1	00:00:03
62.74.8.48	dyn48.kif9.nas.panafonet.gr	Greece	1	1	00:00:00
62.11.73.99	ppp-62-11-73-99.dialup.tiscali.it	Italy	1	1	00:00:00
61.10.7.58	cm61-10-7-58.hkcable.com.hk	Hong kong	1	1	00:00:00
24.196.92.46	24-196-92-46.jvl.wi.charter.com	United States	1	1	00:00:00
24.15.202.84	c-24-15-202-84.hsd1.il.comcast.net	United States	1	1	00:00:00
222.166.160.164	cm222-166-160-164.hkcable.com.hk	Hong kong	1	1	00:00:00
220.236.252.70	d220-236-252-70.dsl.nsw.optusnet.com.au	Australia	1	1	00:00:00
216.165.57.152	R57-152.DATANET.NYU.EDU	United States	1	1	00:00:00
Total for the above list:			30	50	00:23:45
Total for all the 58 new users detected this month.			63	83	00:23:45



Top 25 Users Who Came Back

May, 2005




IP Address	Reverse DNS	Country	Date of First Visit	Month's Visits	Month's Pages	Visit Duration (d - hh:mm:ss)
207.46.98.82	Microsoft Corp	United States	May 24, 2005	99	238	1 day(s) 05:31:38
134.214.168.145	e307.rese.insa-lyon.fr	Europe	May 10, 2005	11	21	00:36:44
192.130.79.209		Finland	May 12, 2005	10	17	00:27:06
200.142.97.50	mx.future.com.br	Brazil	May 2, 2005	10	18	00:24:36
81.229.122.26	81-229-122-26-no28.tbcn.telia.com	Sweden	May 21, 2005	10	11	00:16:48
199.243.127.34		Canada	May 4, 2005	9	12	01:19:31
216.54.136.18	ip18.ecoresources.com	United States	May 3, 2005	9	12	00:24:43
195.7.126.7	ae.riag.fr	France	May 9, 2005	8	9	00:17:13
62.23.121.50	host.50.121.23.62.rev.coltf France.com	United Kingdom	May 2, 2005	8	13	00:11:33
80.177.151.130	no-dns-yet.demon.co.uk	United Kingdom	May 18, 2005	7	13	01:01:57
82.127.71.95	LNeuilly-152_21-8-95.w82-127.abo.wanadoo.fr	France	May 4, 2005	7	11	00:33:47
140.80.199.91	boc.bank-banque-canada.ca	Canada	May 18, 2005	7	14	00:27:39
80.177.151.134	no-dns-yet.demon.co.uk	United Kingdom	May 25, 2005	7	9	00:19:22
85.226.64.117	c-7540e255.311-1-64736c11.cust.bredbandsbolaget.se	Sweden	May 18, 2005	7	11	00:09:28
192.92.134.94	gate2.triple-p.nl	United States	May 3, 2005	7	13	00:02:11
209.137.171.197	host-209-137-171-197.cavtel.net	United States	May 2, 2005	6	13	00:38:58
213.65.218.28	h28n1fls33o856.telia.com	Sweden	May 4, 2005	6	8	00:26:28
209.242.21.122	209-242-21-122.dls.net	United States	May 23, 2005	6	10	00:23:10
195.46.235.106		Luxembourg	May 3, 2005	6	16	00:11:50
81.80.43.114	mailhost.ville-anglet.fr	France	May 16, 2005	6	10	00:09:02
130.66.2.55		Europe	May 24, 2005	6	17	00:03:30
217.89.79.162	tra.euras.com	Germany	May 23, 2005	6	7	00:03:20
193.205.130.124	gateway.robot.ee.univpm.it	Italy	May 11, 2005	6	7	00:03:13
194.250.223.61	fw-public.cs3i.fr	France	May 19, 2005	6	9	00:02:51
212.88.157.93	093-157-088-212.ip-addr.teresto.net	Germany	May 2, 2005	6	6	00:01:40
Total for the above list:				276	525	1 day(s) 14:08:18
Total for all the 2,998 users who came back detected this month.				4,311	5,858	4 day(s) 08:11:43



Top 25 Users

May, 2005






IP Address	Reverse DNS	Country	Visits 	Pages	Visit Duration (d - hh:mm:ss)
203.162.14.194	Net Report Europe	Viet nam	299	404	1 day(s) 15:20:24
195.68.70.50	host.50.70.68.195.rev.coltfrence.com	United Kingdom	188	254	15:52:49
207.46.98.82	Microsoft Corp	United States	99	238	1 day(s) 05:31:38
207.46.98.80	Microsoft Corp	United States	56	111	15:51:06
195.46.228.75		Luxembourg	29	33	01:15:21
212.214.255.93	Dalhberg Sweden	Sweden	22	25	00:46:25
194.51.91.1		France	22	34	00:19:18
212.234.103.153		France	18	27	00:18:35
83.145.68.86	reverse.completel.net	France	18	31	00:17:01
213.115.254.34	Verisec Sweden	Sweden	18	23	00:10:28
82.235.167.16	lju91-3-82-235-167-16.fbx.proxad.net	France	18	21	00:00:24
207.46.98.79	Microsoft Corp	United States	15	16	03:40:31
84.96.7.254	254.7.96-84.rev.gaoland.net	France	15	23	00:25:25
213.146.130.30	Allasso France	United Kingdom	14	18	00:29:02
67.153.65.250		United States	14	18	00:12:02
62.72.119.190	nokia-prod.nextiraone.be	United Kingdom	12	19	00:00:33
134.214.168.145	e307.rese.insa-lyon.fr	Europe	11	21	00:36:44
217.167.6.58	zencod.rain.fr	France	11	29	00:17:12
195.25.216.129	mailhost.sage.fr	France	11	22	00:12:08
80.22.155.171	host171-155.pool8022.interbusiness.it	Italy	11	14	00:03:20
85.49.69.37		Spain	10	10	02:44:01
192.130.79.209		Finland	10	17	00:27:06
200.142.97.50	mx.future.com.br	Brazil	10	18	00:24:36
195.6.68.13		France	10	13	00:19:34
81.229.122.26	81-229-122-26-no28.tbcn.telia.com	Sweden	10	11	00:16:48
Total for the above list:			951	1,450	4 day(s) 17:52:31
Total for all the 3,477 users detected this month.			6,090	8,397	8 day(s) 17:28:01



Top 5 Users with the Top 5 Pages they Visited

May, 2005





IP Address 	Reverse DNS	Page Name 	Visits 	Pages
203.162.14.194	Net Report Europe		299	404
		Home Page	217	
		Products	31	
		Company	27	
		Last News	20	
		Download area	16	
195.68.70.50	host.50.70.68.195.rev.coltfrance.com		188	254
		Home Page	148	
		Products	19	
		Documents	16	
		Company	13	
		Download area	8	
207.46.98.82	Microsoft Corp		99	238
		Products	52	
		Company	35	
		Documents	34	
		Last News	32	
		Support area	27	
207.46.98.80	Microsoft Corp		56	111
		Products	36	
		Company	14	
		Support area	13	
		Last News	12	
		Documents	12	
195.46.228.75			29	33
		Home Page	12	
		Products	11	
		Company	4	
		Documents	3	
		Download area	2	



Top 25 Pages Visited

May, 2005






Page Visited 	Number of Distinct Users	Number of Visits 
Home Page	2,948	4,065
Products	906	1,357
Company	378	547
Download area	422	532
Documents	296	441
Last News	107	194
Partners information	144	187
Support area	95	158
Statistics for all the	8 distinct visited pages detected this month.	3,400
		5,162



Top 5 Pages Visited by the Top 5 Users

May, 2005



Page Name 	IP Address 	Reverse DNS	Number of Visits 	Number of Visited Pages
Home Page			2,948	4,065
	203.162.14.194	Net Report Europe	217	
	195.68.70.50	host.50.70.68.195.rev.coltfrance.com	148	
	212.214.255.93	Dalhberg Sweden	21	
	207.46.98.82	Microsoft Corp	20	
	213.115.254.34	Verisec Sweden	18	
Products			906	1,357
	207.46.98.82	Microsoft Corp	52	
	207.46.98.80	Microsoft Corp	36	
	203.162.14.194	Net Report Europe	31	
	66.249.66.82	Google Search Engine	19	
	195.68.70.50	host.50.70.68.195.rev.coltfrance.com	19	
Download area			422	532
	207.46.98.82	Microsoft Corp	20	
	203.162.14.194	Net Report Europe	16	
	207.46.98.80	Microsoft Corp	11	
	195.68.70.50	host.50.70.68.195.rev.coltfrance.com	8	
	195.27.215.91	gimli.seekbot.net	4	
Company			378	547
	207.46.98.82	Microsoft Corp	35	
	203.162.14.194	Net Report Europe	27	
	207.46.98.80	Microsoft Corp	14	
	195.68.70.50	host.50.70.68.195.rev.coltfrance.com	13	
	64.242.88.10	sv-crawl.looksmart.com	6	
Documents			296	441
	207.46.98.82	Microsoft Corp	34	
	195.68.70.50	host.50.70.68.195.rev.coltfrance.com	16	
	207.46.98.80	Microsoft Corp	12	
	203.162.14.194	Net Report Europe	11	
	195.25.216.129	mailhost.sage.fr	7	

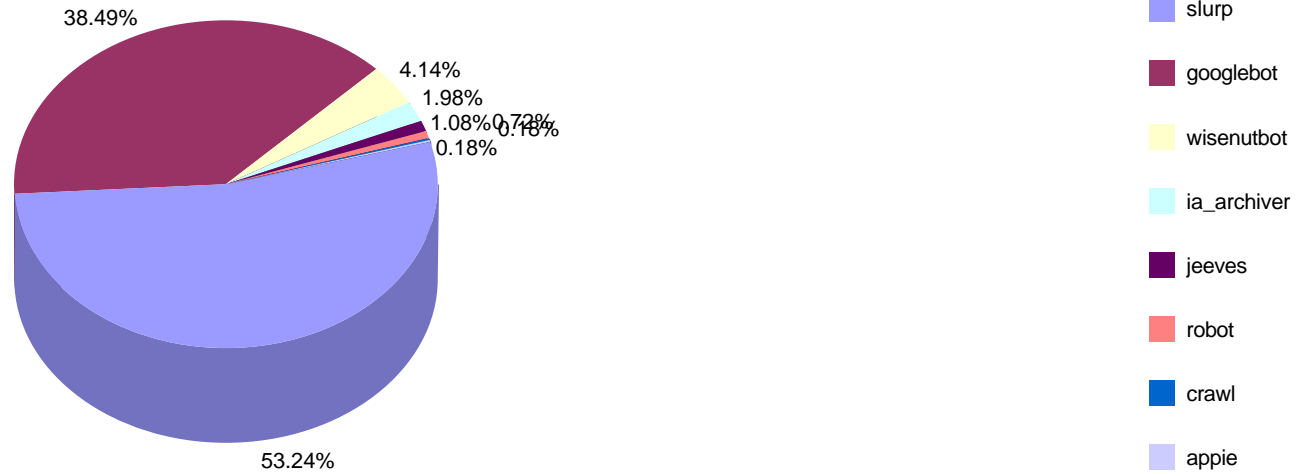


Top 10 Spiders Detected

May, 2005



Most Detected Spiders



Spider

Spider	Number of Visits	Visits %
slurp	296	53.24%
googlebot	214	38.49%
wisenutbot	23	4.14%
ia_archiver	11	1.98%
jeeves	6	1.08%
robot	4	0.72%
crawl	1	0.18%
appie	1	0.18%
Total for the above list:	556	100.00%
Other:		
Total for all the Spiders:	556	100.00%

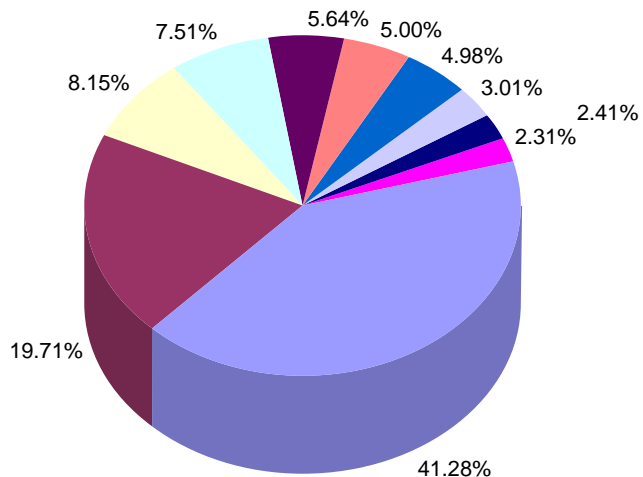


Top 10 Search Engines Used

May, 2005



Most Used Search Engines



-  <http://www.google.com>
-  <http://www.google.fr>
-  <http://www.google.it>
-  <http://www.google.de>
-  <http://www.google.co.uk>
-  <http://www.google.nl>
-  <http://www.google.ca>
-  <http://www.google.es>
-  <http://www.google.se>
-  <http://www.google.com.au>

Search Engine



Search Engine	Hits	Hits %
www.google.com	2,978	41.28%
www.google.fr	1,422	19.71%
www.google.it	588	8.15%
www.google.de	542	7.51%
www.google.co.uk	407	5.64%
www.google.nl	361	5.00%
www.google.ca	359	4.98%
www.google.es	217	3.01%
www.google.se	174	2.41%
www.google.com.au	167	2.31%
Total for the above list:	7,215	84.41%
Other:	1,333	15.59%
Total for all the Search Engines:	8,548	100.00%

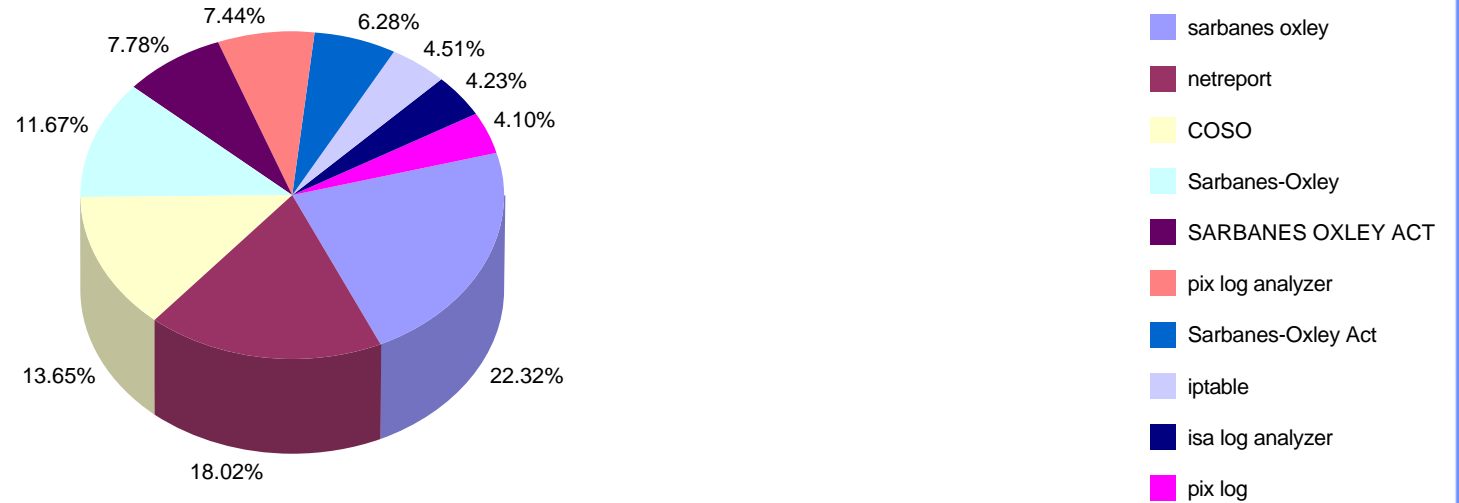


Top 10 Keywords Used

May, 2005



Most Used Keywords



Keyword

Keyword	Hits	Hits %
sarbanes oxley	327	22.32%
netreport	264	18.02%
COSO	200	13.65%
Sarbanes-Oxley	171	11.67%
SARBANES OXLEY ACT	114	7.78%
pix log analyzer	109	7.44%
Sarbanes-Oxley Act	92	6.28%
iptables	66	4.51%
isa log analyzer	62	4.23%
pix log	60	4.10%
Total for the above list:	1,465	17.14%
Other:	7,083	82.86%
Total for all the Keywords:	8,548	100.00%

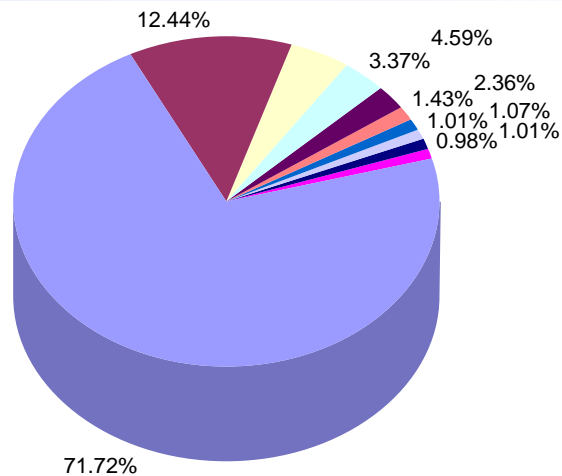


Top 10 External Referers Detected

May, 2005



Main External Referers



- www.pagead2.google syndication.com
- www.net-report.net
- www.216.239.59.104
- www.images.google.fr
- www.netreport.fr
- www.64.233.183.104
- www.82.127.62.167
- www.groups-beta.google.com
- www.syslog.org
- www.pagead-us.google syndication.com

External Referer



External Referer	Hits	Hits %
pagead2.google syndication.com	2,404	71.72%
www.net-report.net	417	12.44%
216.239.59.104	154	4.59%
images.google.fr	113	3.37%
www.netreport.fr	79	2.36%
64.233.183.104	48	1.43%
82.127.62.167	36	1.07%
groups-beta.google.com	34	1.01%
www.syslog.org	34	1.01%
pagead-us.google syndication.com	33	0.98%
Total for the above list:	3,352	84.03%
Other:	637	15.97%
Total for all the External Referers:	3,989	100.00%

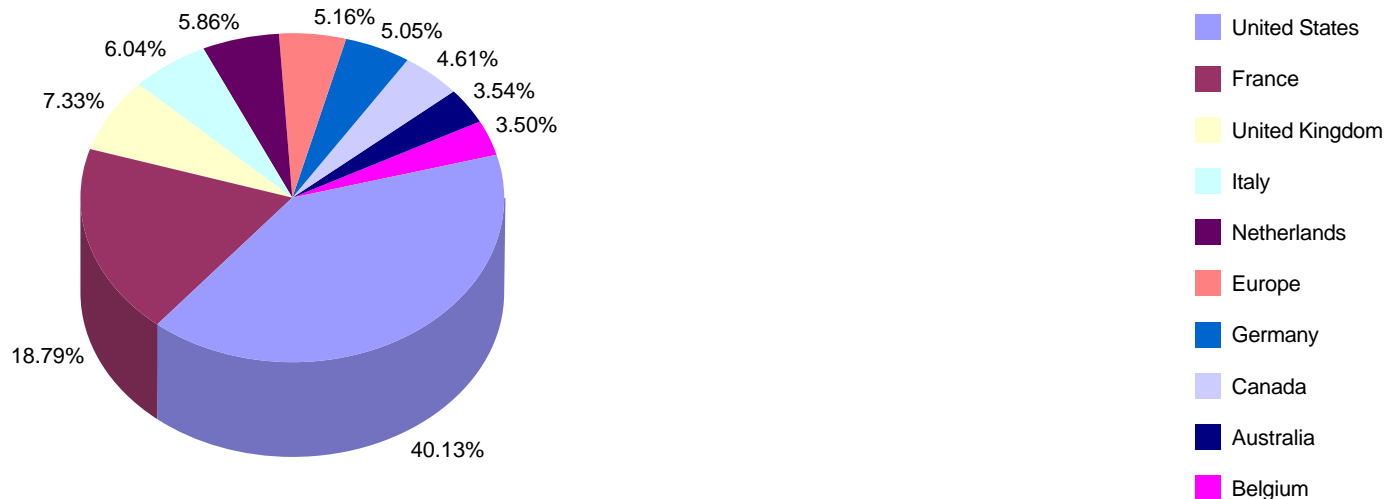




Top 10 Countries Visiting the Web Site(s)

May, 2005



Most Frequent Countries



Country Name 	Country Abbreviation	Distinct Addresses 	Distinct Addresses %
United States	US	1,089	40.13%
France	FR	510	18.79%
United Kingdom	UK	199	7.33%
Italy	IT	164	6.04%
Netherlands	NL	159	5.86%
Europe	EU	140	5.16%
Germany	DE	137	5.05%
Canada	CA	125	4.61%
Australia	AU	96	3.54%
Belgium	BE	95	3.50%
Total for the above list:		2,714	72.66%
Other:		1,021	27.34%
Total for all the Countries:		3,735	100.00%

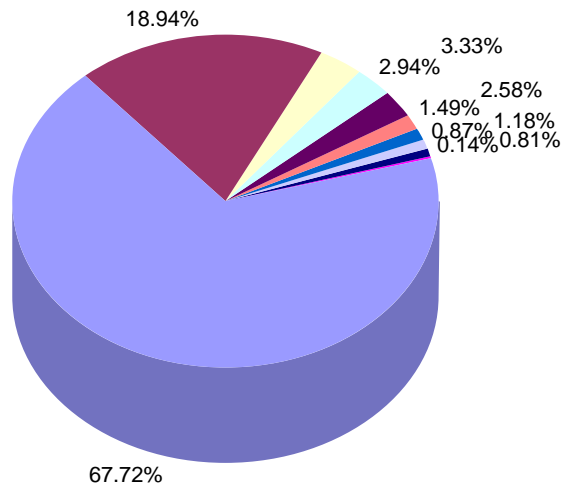


Top 10 Operating Systems Detected

May, 2005



Operating Systems (Number of Distinct IP/Users)



- Windows XP
- Windows 2000
- Windows 98
- Linux
- Windows 2003
- Unrecognized OS
- Mac OS
- Windows Me
- Windows NT
- FreeBSD

Operating System (Full Name)	Operating System (Short Name)	Number of Distinct IP/Users	Distinct IP/Users %
Windows XP from Windows by Microsoft	Windows XP	2,417	67.72%
Windows 2000 from Windows by Microsoft	Windows 2000	676	18.94%
Windows 98 from Windows by Microsoft	Windows 98	119	3.33%
Linux from Unix-based by Linus Torvalds	Linux	105	2.94%
Windows 2003 from Windows by Microsoft	Windows 2003	92	2.58%
Unrecognized OS from Other by Unknown	Unrecognized OS	53	1.49%
Mac OS from Macintosh by Apple	Mac OS	42	1.18%
Windows Me from Windows by Microsoft	Windows Me	31	0.87%
Windows NT from Windows by Microsoft	Windows NT	29	0.81%
FreeBSD from Unix-based by The FreeBSD Project	FreeBSD	5	0.14%
Total for the above list:		3,569	99.78%
Other:		8	0.22%
Total for all the Operating Systems:		3,577	100.00%






Top 10 Browsers Used

May, 2005



Browser (Number of Distinct IP/Users)



Browser 	Version	Number of Distinct IP/Users 	Distinct IP/Users %	Number of Hits
Internet Explorer	6.0	2,583	72.64%	36,112
Unrecognized Browser		853	23.99%	14,223
Internet Explorer	5.5	47	1.32%	417
Internet Explorer	5.01	35	0.98%	276
Netscape	7.2	14	0.39%	53
Internet Explorer	5.0	8	0.22%	38
Konqueror	3.2	6	0.17%	84
Konqueror	3.3	4	0.11%	102
Netscape	4.5	3	0.08%	8
Netscape	7.1	3	0.08%	6
Total for the above list:		3,556	99.47%	51,319
Other:		19	0.53%	196
Total for all the Browsers:		3,575	100.00%	51,515